

Features :

- 137 mm TeXtreme® dome with high stiffness-to-weight ratio for higher first breakup mode
- Neodymium motor with copper sleeve and demodulation ring for low non linear and modulation distortion
- Multiwire voice coil configuration for different impedances
- Overhung voice coil wound on titanium former

- 64 mm voice coil for low thermal compression
- Low loss rubber surround and BiMax spider from Dr. Kurt Müller
- Surround hidden in basket rim for reduced mounting diameter
- Thick aluminium powder coated basket
- Gold plated wire terminals
- Recommended frequency range Fs - 2,8 kHz

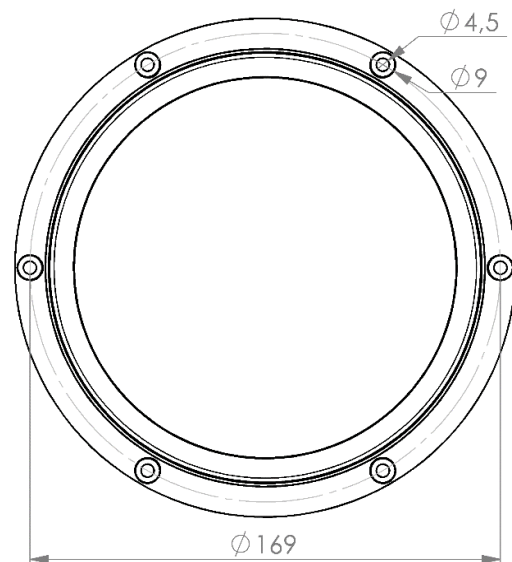
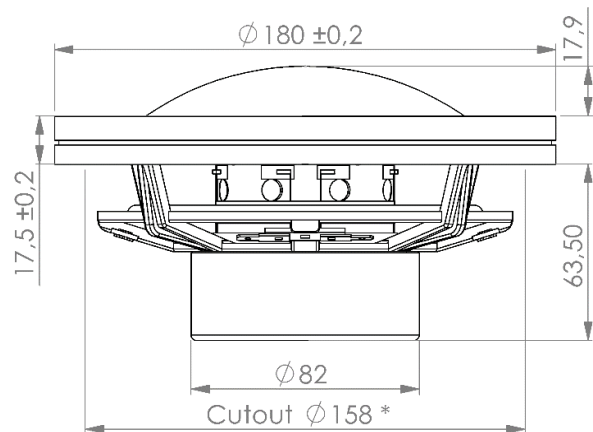

Specifications :

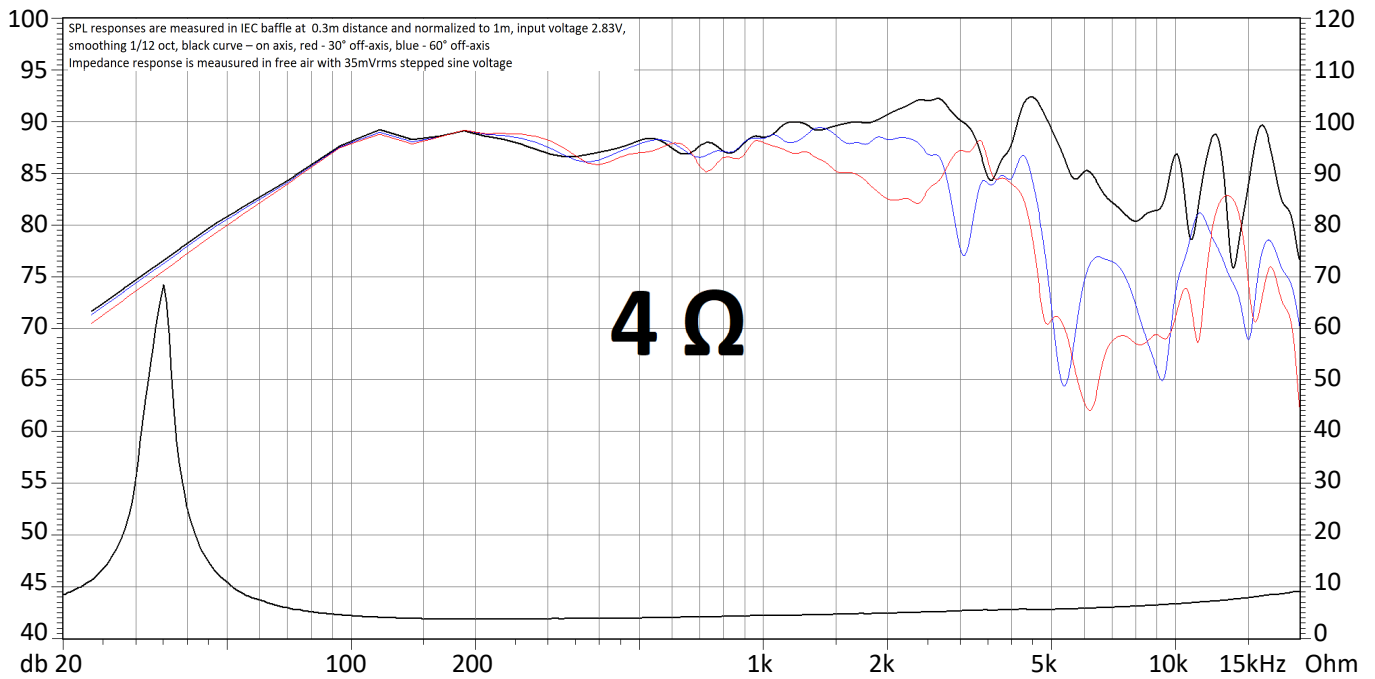
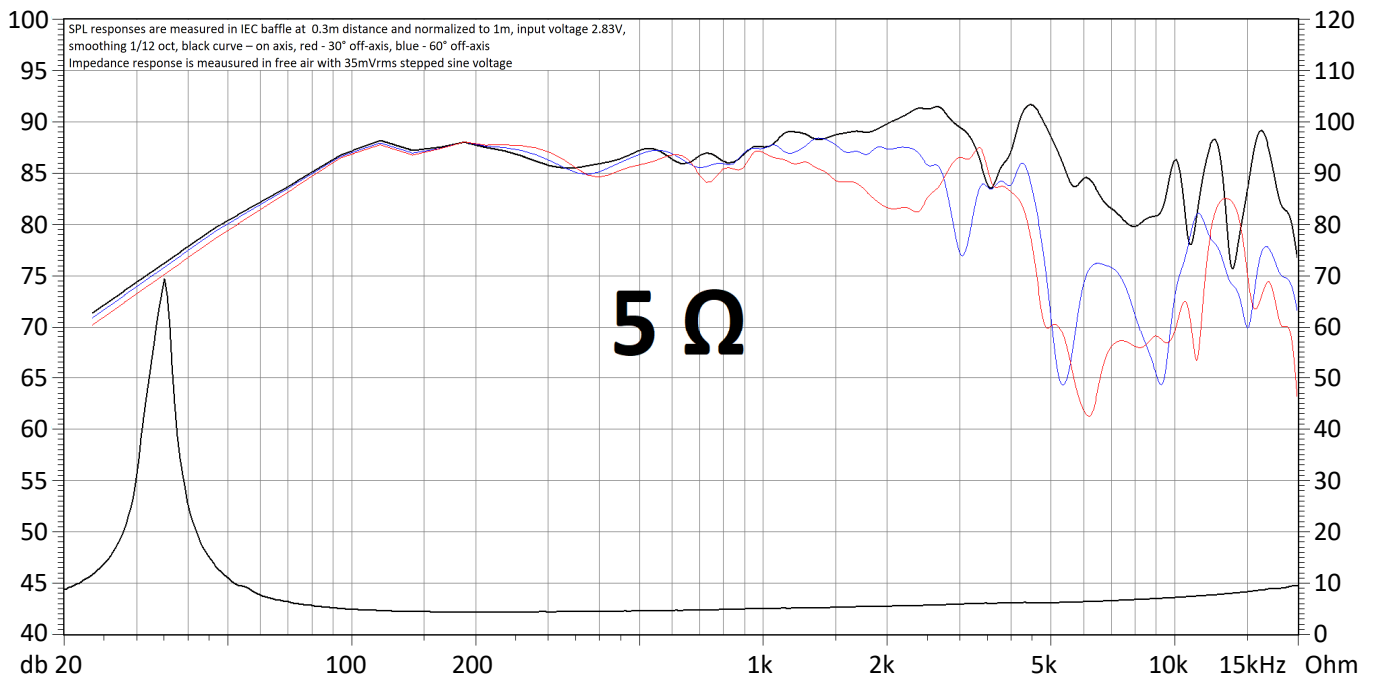
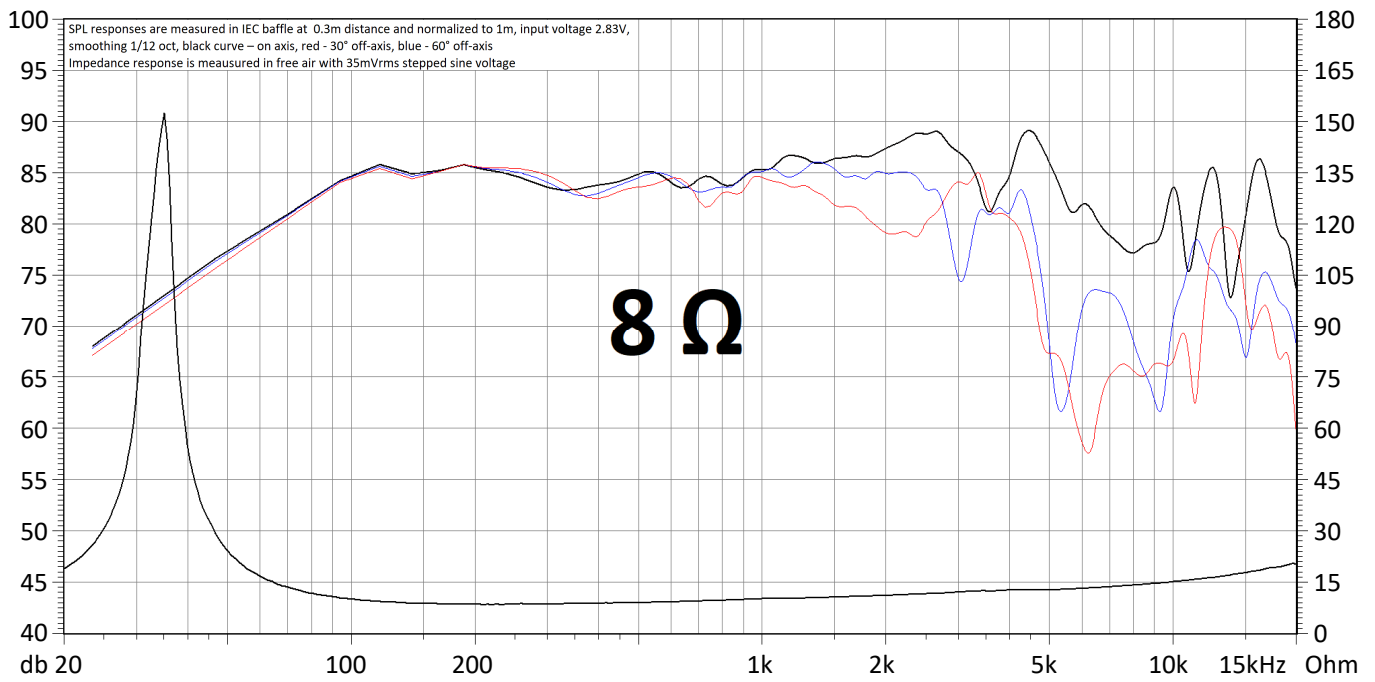
Nominal impedance	8 Ω	5 Ω	4 Ω
DC resistance, Re	7.5 Ω	3.8 Ω	3.3 Ω
Voice coil inductance, Le	0.13 mH	0.06 mH	0.06 mH
Sensitivity 2.83V/1m	84 dB	87 dB	87.5 dB
Force factor, Bl	10 T*m	6.8 T*m	6.7 T*m
Resonance frequency, Fs	33.8 Hz	33.8 Hz	33.8 Hz
Mechanical Q factor, Qms	8.7	8.3	8.4
Electrical Q factor, Qes	0.41	0.46	0.4
Total Q factor, Qts	0.39	0.43	0.38
Equivalent volume, Vas		35.9 L	
Effective piston area, Sd		175 cm ²	
Moving mass, Mms		26.36 g	

Mechanical resistance, Rms	0.64 kg/s
Compliance, Cms	0.84 mm/N
Magnetic flux density	1.1 T
Air gap height	4.5 mm
Linear excursion (p-p)	15 mm
Max. mech. Excursion (p-p)	24 mm
Voice coil diameter	64 mm
Voice coil height	19.5 mm
Voice coil layers	2
Wire material	CCAW + Cu
Rated power handling (RMS)	75 W
Net weight	1.6 kg

*Please refer to application notes

Specifications are subject to change without prior notice

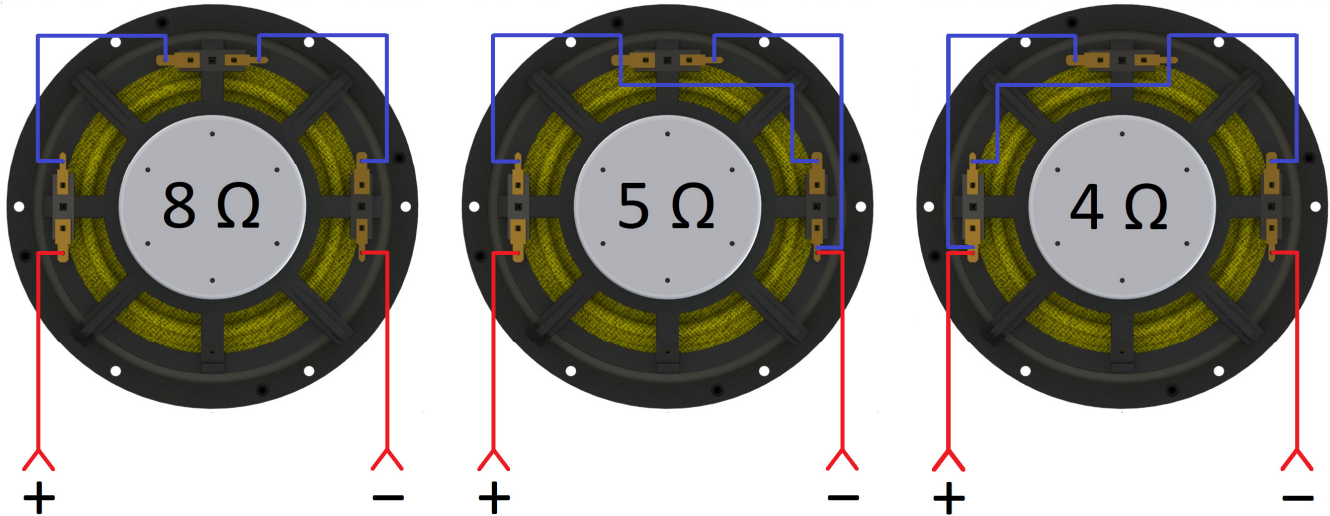




Application Notes

- W137T-854 has 3 independent voice coils. Using wiring diagram below, you can configure it to 8Ω, 5Ω or 4Ω on demand.

Wiring Diagram :



- We are recommending to use W137T-854 in bass reflex cabinet with following options* :

Configured to 8Ω or 4Ω :

	Vb	Fb	F ₋₃
Option 1	20l	34.5Hz	43.6Hz
Option 2	24l	34.5Hz	38.9Hz
Option 3	30l	34.5Hz	34.6Hz
Option 4	35l	34.5Hz	33.2Hz

Configured to 5Ω :

	Vb	Fb	F ₋₃
Option 1	30l	32.6Hz	35.6Hz
Option 2	35l	30.8Hz	32.7Hz
Option 3	40l	30.8Hz	30.4Hz
Option 4	45l	30.8Hz	29.1Hz

* with passive crossover circuit, using series inductor with 0.3 Ohm DCR