PURIFI

4.0" Extended Woofer

PURE SOUND

Long Stroke driver with Ultra Low Distortion and High SPL Handling

PTT4.0X08-NFC-01
DATA SHEET

- Negligible Force Factor Modulation and Surround Radiation Distortion
- Low Magnetic Hysteresis Distortion
- "Real" long-stroke performance: distortion remains low over full excursion
- Uncompromised midrange performance
- Designed and Manufactured in Denmark

KEY SPECIFICATIONS

Driver size	4"
DC resistance, R_{DC}	6.4 Ω
Resonance freq., f_s	40 Hz
Total Q factor, Q_{ts}	0.36
Effective piston area	57 cm^2
Equivalent volume, V_{as}	6.1 L
SPL@2.83V_{rms}/1m	82.3 dB
Linear X_{max}	+/- 8.5 mm
Mechanical X_{max}	+/- 13.7 mm
IEC Power handling	TBD
Cone material	Proprietary Fibre Mix

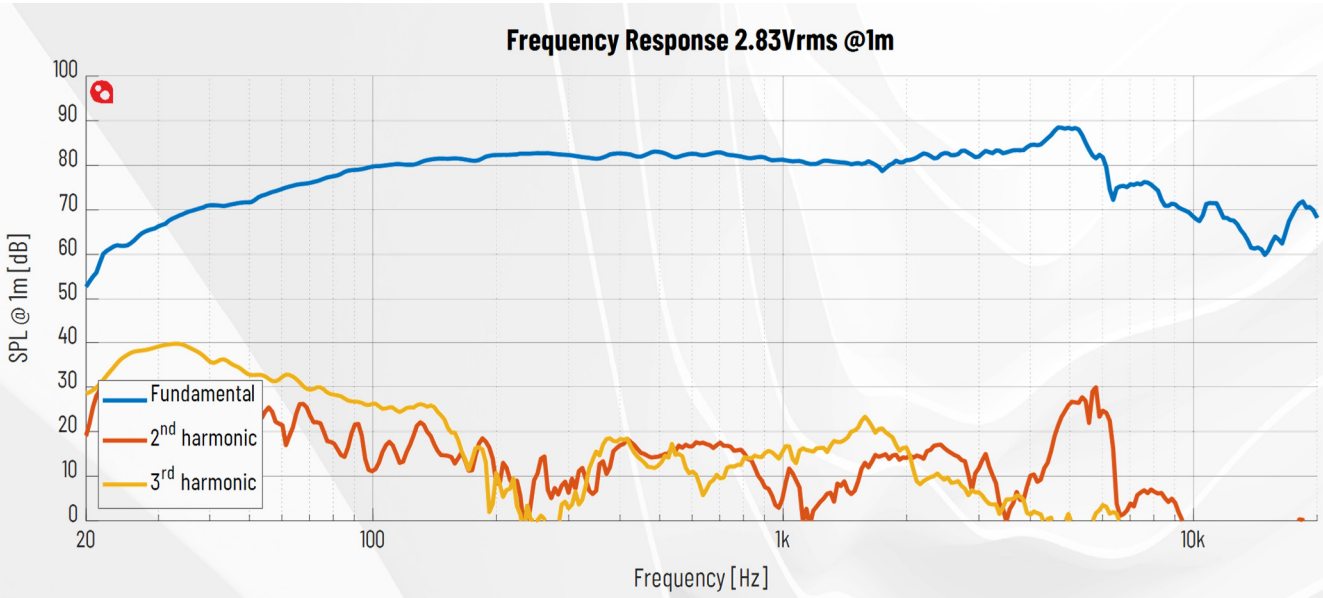

1 Specifications

1.1 Electrical & Acoustical Parameter

Parameter		Typ	Unit
Z_n	Nominal impedance	8	Ω
Z_{min}	Minimum impedance above resonance	7.1	Ω
f_{min}	Frequency for minimum impedance	274	Hz
Z_o	Maximum impedance	78	Ω
R_{DC}	DC resistance	6.4	Ω
L_e	Voice Coil inductance @ 1kHz 0mm	0.53	mH
SPL	SPL@2.83V_{rms}/1m, 300Hz-800Hz, ref. 20µPa	82.3	dB
	SPL@1W(Z_{min})/1m, 300Hz-800Hz, ref. 20µPa	81.8	dB

Table 1 Electrical & Acoustical Parameters

1.2 T/S & Lumped Parameters

Parameter		Typ	Unit
f_s	Resonance frequency	40	Hz
Q_{ms}	Mechanical Q factor	4.3	-
Q_{es}	Electrical Q factor	0.39	-
Q_{ts}	Total Q factor	0.36	-
V_{as}	Equivalent volume	6.1	L
S_d	Effective piston area	56.7	cm^2
D	Effective piston diameter	8.5	cm
Bl	Force factor	7.0	N/A
R_{ms}	Mechanical resistance	0.70	kg/s
M_{ms}	Moving mass	11.8	g
C_{ms}	Suspension compliance	1.33	mm/N

Table 2 T/S & Lumped Parameters

1.3 Mechanical Properties

Parameter		Typ	Unit
Excursion Properties			
X_{max}	Linear excursion	+/- 8.5	mm
	Mechanical excursion	+/- 13.7	mm
Physical Dimensions			
	Basket diameter	125	mm
	Cutout diameter	100	mm
	Mounting hole pattern diameter	115	mm
	Mounting hole diameter	4.2	mm
	Magnet diameter	90	mm
	Outer flange height	3.6	mm
	Build-in depth	73.5	mm
Voice Coil Properties			
	VC diameter	30	mm
	VC length	21.6	mm
	VC layers	4	-
	Airgap height	4	mm
	Winding material	Alu	-

Table 3 Mechanical Properties

1.4 Power Handling

Parameter		Typ	Unit
	Long term maximum power (IEC268-5 18.2)	TBD	W
	Rated noise power, 100h (IEC268-5 18.4)	TBD	W

Table 4 Power Handling

1.5 Typical Performance, Graphs

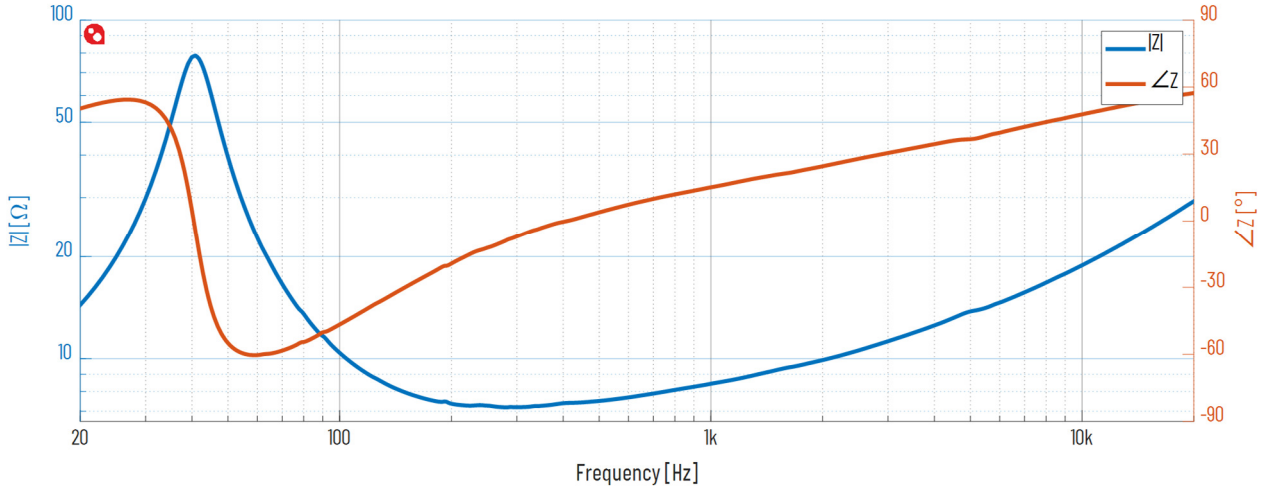

Figure 1 Impedance Response @ 2.83V

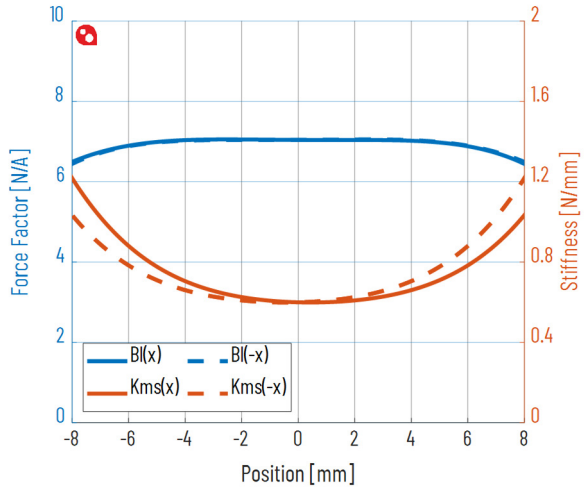

Figure 2 Force Factor and Stiffness vs Voice Coil Position

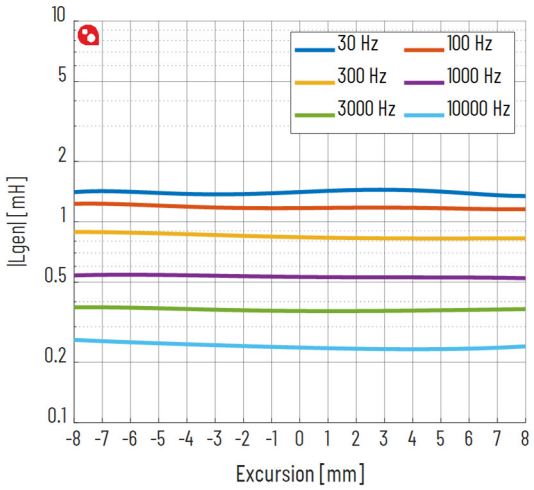

Figure 3 Inductance vs Voice Coil Position

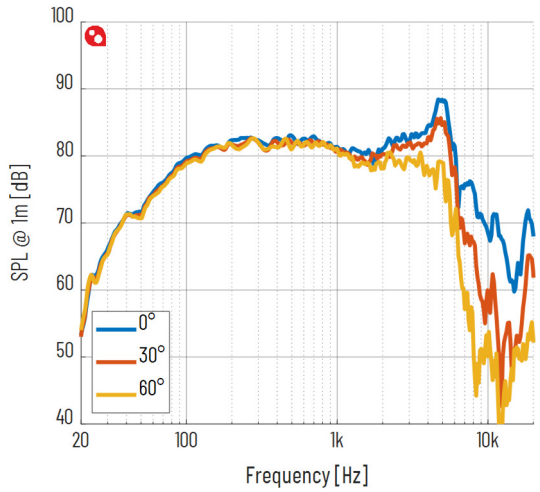

Figure 4 Axial Frequency Response @ 1m, 2.83Vrms

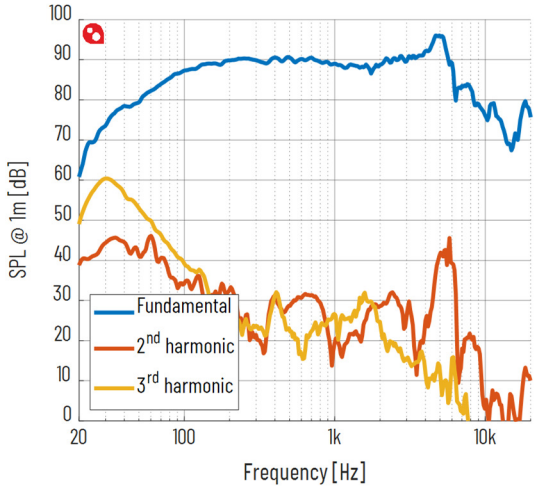

Figure 5 Frequency Response @ 1m, 90dB

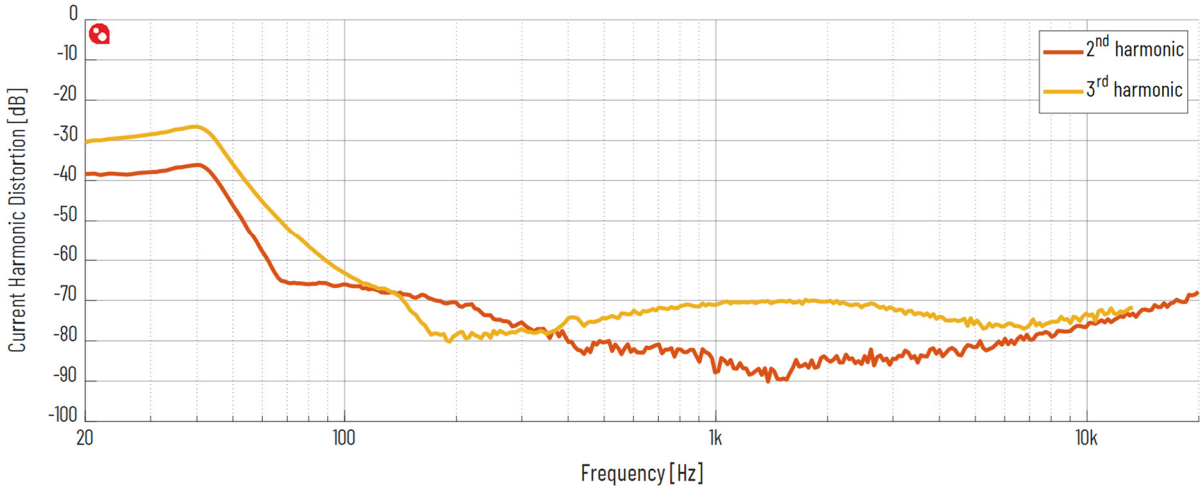

Figure 6 Current Harmonic Distortion @ 2.83Vrms

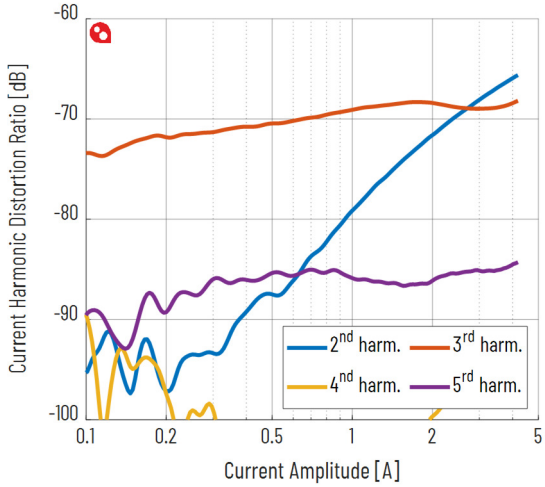

Figure 7 Current Harmonic Distortion @ 1kHz, 0-28.3Vrms

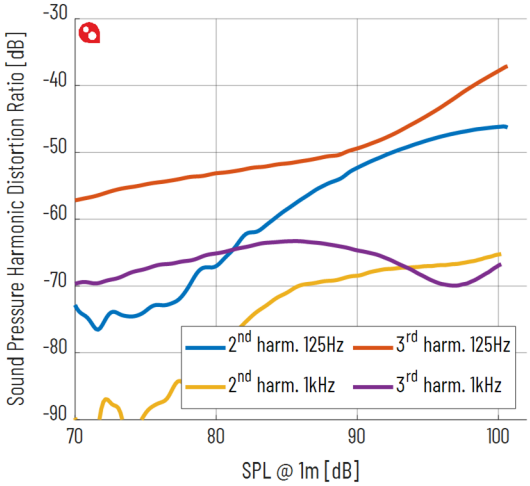

Figure 8 Sound Pressure Harmonic Distortion @ 1m, 0-28.3Vrms

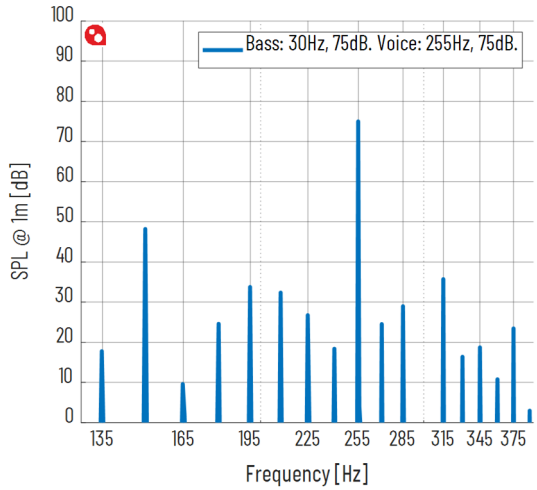

Figure 9 Intermodulation Distortion @ 30Hz 75dB, 255Hz 75dB

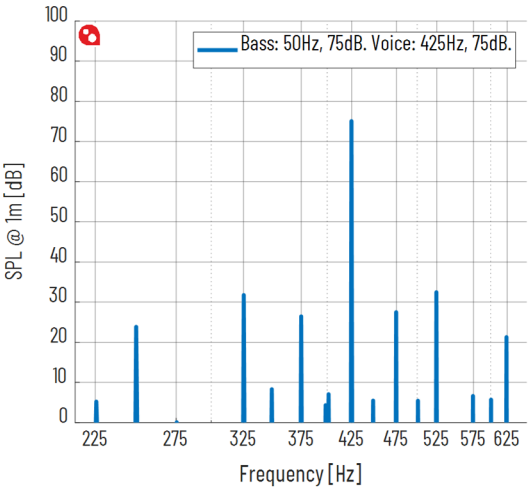

Figure 10 Intermodulation Distortion @ 50Hz 75dB, 425Hz 75dB

2 Drawings

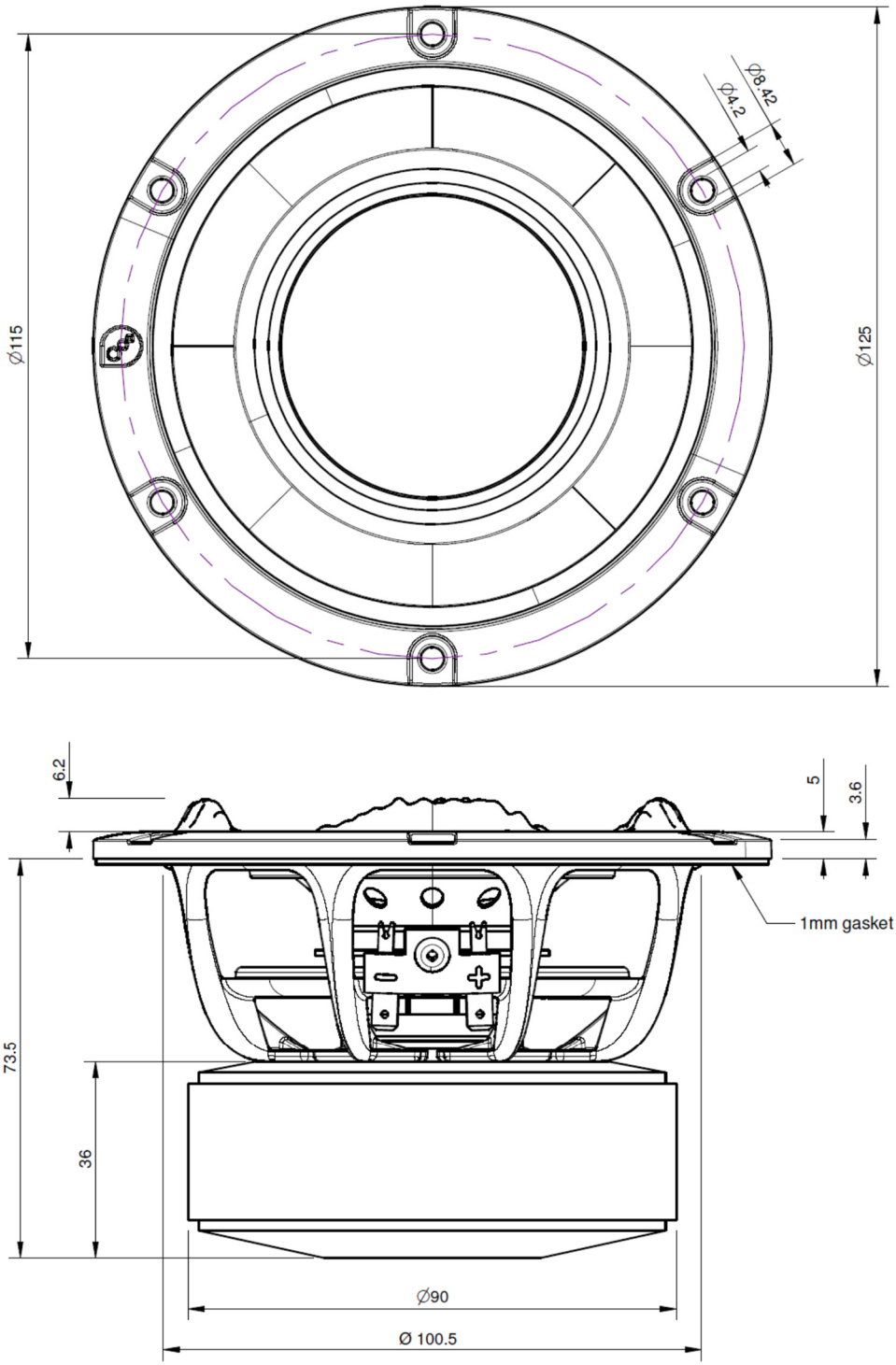

Accuracy of Information: To the extent PURIFI ApS provides information on function and specifications, PURIFI ApS attempts to be as accurate as possible. However, PURIFI ApS does not warrant the accuracy of information on its website and other documents as accurate, complete, reliable, current, or error-free. All data and information in the Data Sheet are subject to change.