Audio Amplifier Board 2 x 50W Bridgeable Bluetooth 5.0, TWS, DSP

Quick Start Wiring Guide

Model: KABT-250

1. 12 to 24 VDC Power Input
2. Battery Power Input (board doesn't charge the battery)
3. 3.5 mm Line/AUX Input
4. External Line/AUX Input
5. External Bluetooth Antenna Connection
6. Input Selector Switch for Mono Mode
7. Gain Adjustment Switch 20dB or 26 dB (power must be off to switch)
8. PC UI Socket for KPX Programmer Option
9. External Bluetooth Pairing Switch
10. External Bluetooth LED Option
11. External Volume Control Option
12. Dual Color Bluetooth LED
13. On Board Bluetooth Pairing Switch
14. External Standby and Mute Switch Option
15. Speaker Output Connection (see below)
16. Output LED
17. BTL Mode LED
18. Error LED
19. Power LED

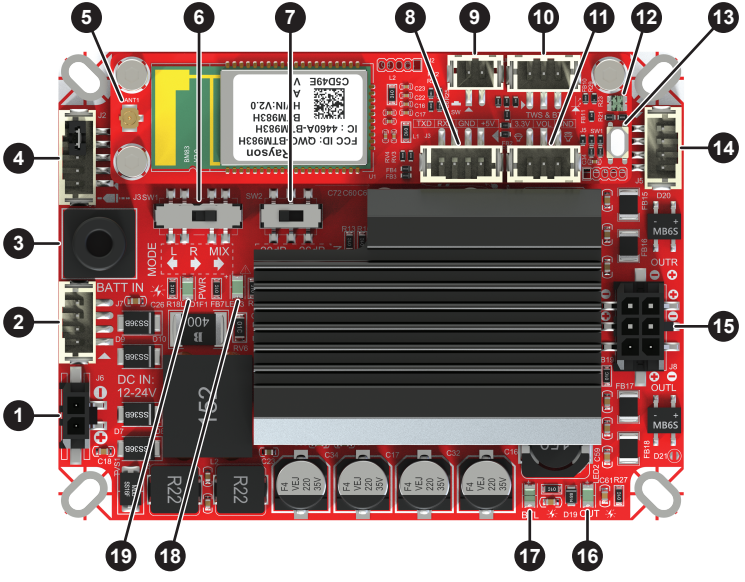

Speaker Output Connection 2x50W /1x100W

Pin	Stereo	Mono
1	MODE	MODE
2	GND	GND
3	OUTL-	MONO+
4	OUTL+	MONO+
5	OUTR-	MONO-
6	OUTR+	MONO-

STEREO (BTL) MODE
CONNECT MODE TO GND

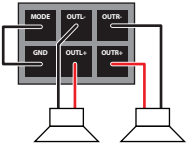

MONO (PBTL) MODE
DISCONNECT MODE FROM GND

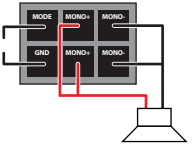

© Dayton Audio®