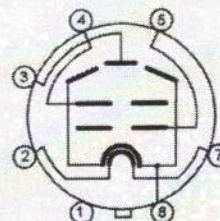
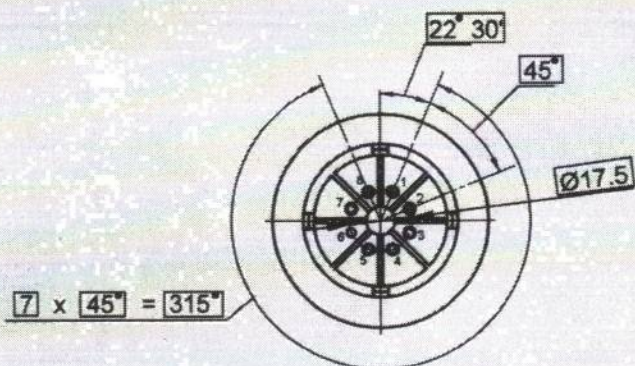


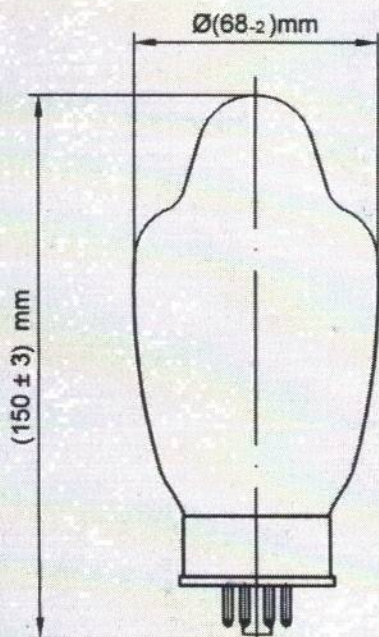
Vacuum tube KT170 Tung - Sol is a beam tetrode in original shape glass bulb with octal base, with equipotential cathode, designed to amplify low frequency power in the output stages of HI - FI audio.

Pin arrangement

Electrode -to - lead connection diagram



Dimensions



Lead designation	Name of electrode
1	Outer metal screen
2, 7	Heater
3	Plate
4	Grid 2
5	Grid 1
6	Empty
8	Cathode, beam-forming screen

# Electrical parameters

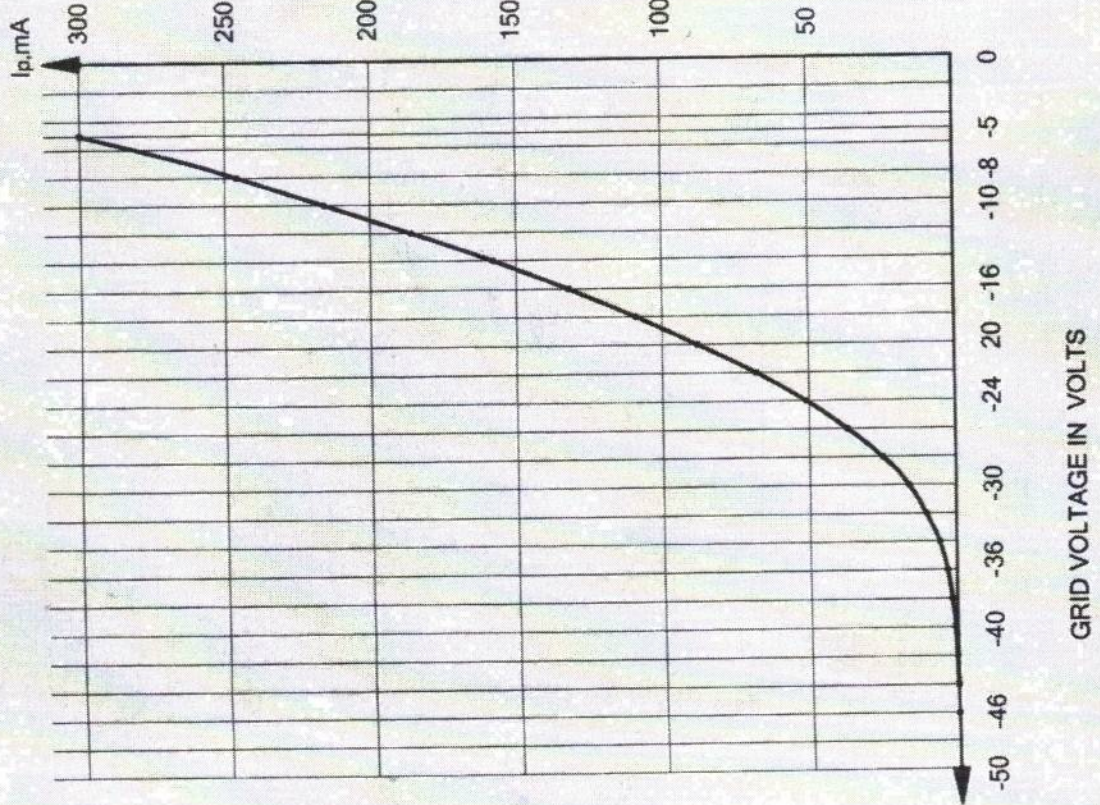
KT170 Tung - Sol

Parameters, conditions and units	Nominal	
	min	max
First grid reverse current, $\mu\text{A}$ (at: filament voltage 6.3 V plate voltage 400 V, first grid voltage minus 14.0 V, second grid voltage 225 V, first grid circuit resistance 0.51M $\Omega$ )	—	1.2
Heater current, A	1.75	2.0
Plate current, mA (at: filament voltage 6.3 V plate voltage 400 V, first grid voltage minus 14.0 V, second grid voltage 225 V)	155	210
Second grid current, mA (at: filament voltage 6.3 V plate voltage 400 V, first grid voltage minus 14.0 V, second grid voltage 225 V)	—	25
Output power, W (at: filament voltage 6.3 V plate voltage 400 V, first grid voltage minus 14.0 V, second grid voltage 225 V, plate circuit resistance 3.0 k $\Omega$ first grid alternating voltage, efficacious 9.9 V)	24	—
First grid cut-off voltage, negative, V (at: filament voltage 6.3 V plate voltage 400 V, second grid voltage 225 V)	—	- 60
Slope of characteristic, mA/V (at: filament voltage 6.3 V anode voltage 400 V, first grid voltage minus 14.0 V, second grid voltage 225 V)	14	—
Distortion factor, %	—	15.0
Cahtode - heater insulation resistance, M $\Omega$ (at: filament voltage 6.3 V cathode -heater voltage $\pm$ 300 V)	6.0	—

## Maximum permissible operating conditions

Parameters, units	Nominal	
	min	max
Filament voltage, V	6.0	6.6
Plate voltage, V	—	850
Second grid voltage, V	—	650
Cathode - heater voltage, V	—	$\pm$ 300
Cathode current, mA	—	300
First grid voltage, negative, V	—	200
Power dissipation at the plate, W	—	85
Power dissipation at the second grin, W	—	11
First grid circuit resistance for each, M $\Omega$	—	0.51
Temperature at the most heated part of the envelope, K°	—	523

KT170 Tung-Sol  
 $I_p = f(E_{g1})$   
 $E_f = 6.3V, E_p = 400V, E_{g2} = 225V$



KT170 Tung-Sol  
 $I_p = f(E_p)$   
 $E_f = 6.3V, E_{g2} = 225V$

