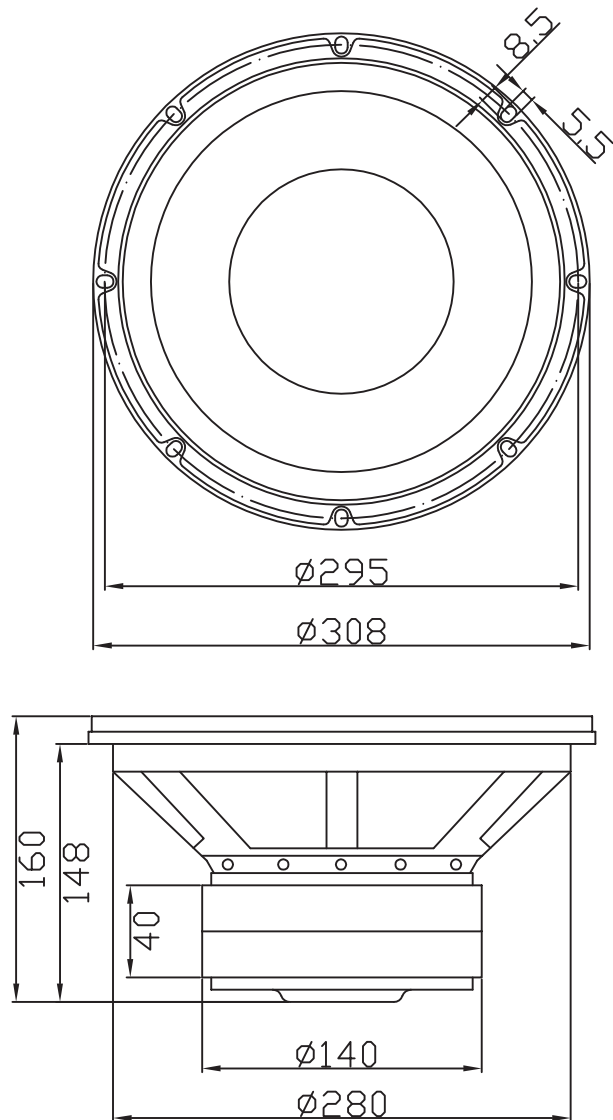




12SW-4HE

12" High Excursion Subwoofer

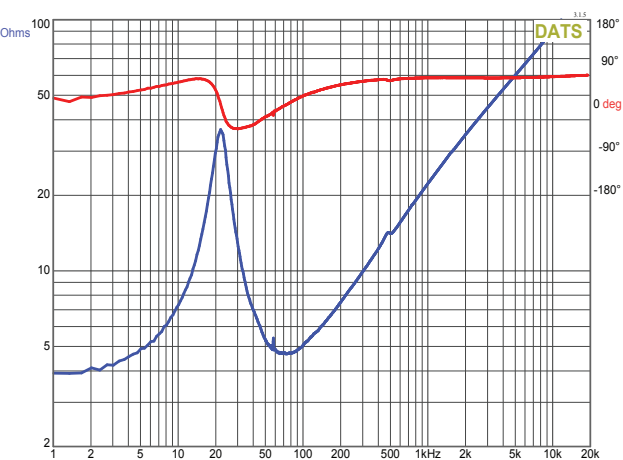
MECHANICAL DRAWING



FEATURES

- High excursion and low Fs to produce powerful low frequency output
- 4-layer 2" voice coil on a thick aluminum former to handle up to 250 watts RMS
- Venting under the spider, through the pole piece, and in the magnetic gap for excellent heat dissipation
- Durable reinforced paper cone with rubber surround produces reliable and consistent performance
- Extended frame and bumped back plate allow ample clearance for high excursion

IMPEDANCE/PHASE

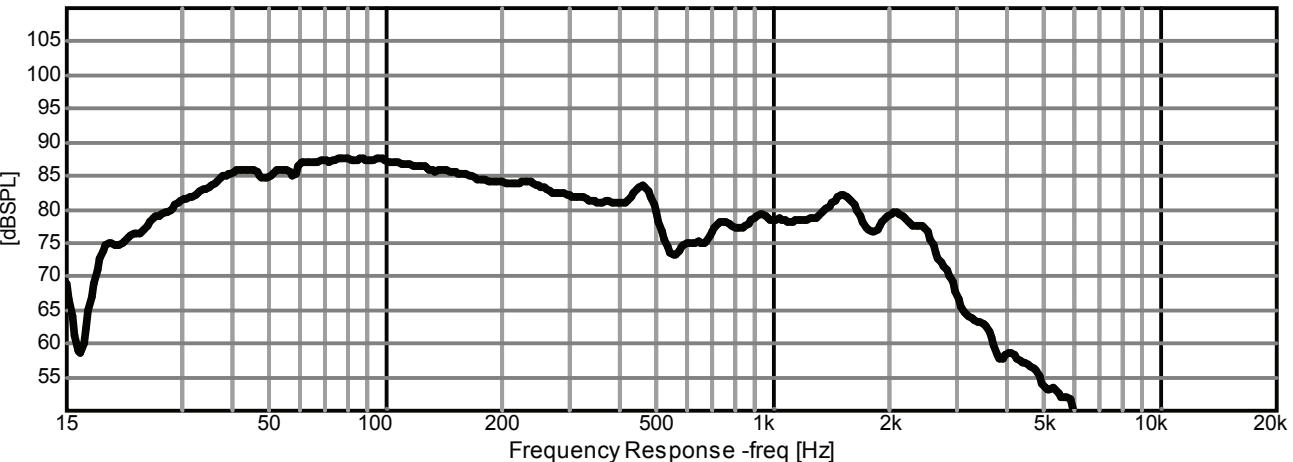


PARAMETERS

Impedance	4 ohms
Re	3.9 ohms
Le	3.5 mH
Fs	22 Hz
Qms	4.08
Qes	0.48
Qts	0.43
Mms	237 g
Cms	0.22 mm/N
Sd	504 cm ²
Vd	630 cm ³
BL	16.2 Tm
Vas	80.4 liters
Xmax	12.5 mm*
VC Diameter	50.8 mm
SPL	84.5 @ 2.83V/1m
RMS Power Handling (AES 426B)	250 watts
Usable Frequency Range (Hz)	20 - 500 Hz

*at 70% BI (Klippel verified)

FREQUENCY RESPONSE



Note: 1/24th octave smoothing - nearfield response included in graph below 450 Hz.