

SOVEREIGN 12-200

Medium-power 12" driver ideal for use in pro-sound applications. Ideal for sealed boxes as a mid/bass driver and in medium sized vented boxes as a woofer.

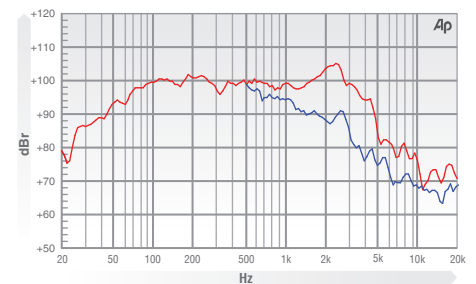
ELECTRO ACOUSTIC SPECIFICATIONS	
Nominal Chassis Diameter	12"
Impedance	8 Ω
Power Handling	200 w (EIA 426A)
Peak Power (6dB Crest Factor)	800 w (EIA 426A)
Usable Frequency Range -6dB	45 Hz - 4 kHz
Sensitivity (1 w - 1 m)	100 dB
Moving Mass inc. Air Load	49 grams
Minimum Impedance Zmin	7.4 Ω
Effective Piston Diameter	10.31" / 262 mm
Peak Displacement Volume of Cone Vd	0.165 litres
Magnet Weight	38 oz
Magnetic Gap Depth	0.31" / 8 mm
Flux Density	1.0 Tesla
Coil Winding Height	0.59" / 15 mm
Voice Coil Diameter	2" / 11 mm

THIELE SMALL PARAMETERS	
FS Hz	45 Hz
RE Ohms	5.1 Ω
Qms	7.1
Qes	0.472
Qts	0.44
Vas Ltr	104.8
Vd litres	0.184
CMS (mm/N)	0.25
BL T/m	13
Mms (grms)	49
Xmax (mm)	4.5
Sd (cm ²)	530.9
Efficiency %	1.95
Le (1kHz)	1.56 mH

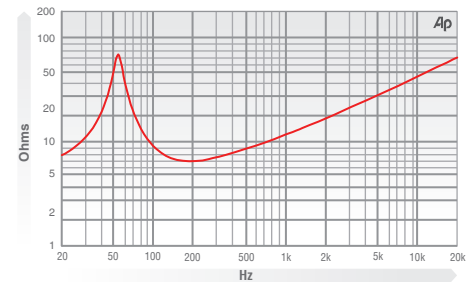
MATERIALS OF CONSTRUCTION	
Former Material	Glass Fibre
Voice Coil	Copper
Magnet Material	Ferrite
Chassis	Steel
Cone	Paper
Surround / Edge Termination	Polyvinyl Damped Dbl. Half Roll Linen
Dust Dome	Paper
Connectors	Solder Tag
Polarity	Positive Voltage at Red Terminal Causes Forward Motion of Cone

MOUNTING / SHIPPING INFORMATION	
Overall Diameter	12.00" / 310 mm
Flange Height	0.27" / 7 mm
Baffle Hole Diameter F/M	11.25" / 286 mm
Baffle Hole Diameter R/M	11.25" / 286 mm
Gasket Supplied	Front & Rear
Fixing Holes	8x 7.0 mm on 11.75" / 298 mm PCD
Depth	5.43" / 138 mm
Weight	7.71 lb / 3.5 kg
Recommended Enclosure Volume	1.05 - 2.64 cu ft / 30 - 75 litres
Shipping Weight	9.47 lb / 4.3 kg
Packing Carton Dimensions	165 x 330 x 330 mm

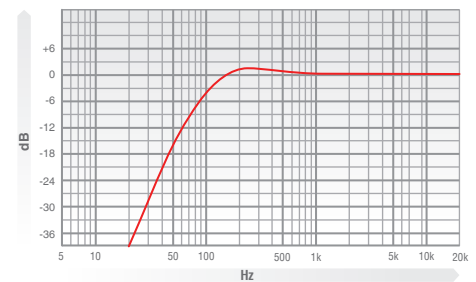
FREQUENCY RESPONSE DATA*



IMPEDANCE



PREDICTED BASS RESPONSE



* Half space response measured in a 975 litre sealed box ** Normalised bass response in 75 litre vented enclosure tuned to 50Hz • Please enquire about alternative impedances. • EIA 426A, power handling test. Pink noise bandpass filtered at 12 dB per octave. Driver mounted in free air, test signal applied at rated power for 8 hours. • Please note that the frequency response measurements are supplied for comparison only and are not a measure of the low frequency performance which may be achieved in a fully optimised system.