



SOVEREIGN 15-400LF

High-power 15" driver designed for 2 way pro-sound applications. Ideally suited for small sealed floor wedges or medium-sized vented boxes. Also suitable for monitors or bass guitar.

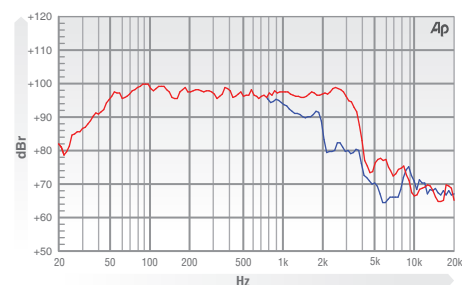
ELECTRO ACOUSTIC SPECIFICATIONS	
Nominal Chassis Diameter	15"
Impedance	8 Ω
Power Handling	400 w (EIA 426A)
Peak Power (6dB Crest Factor)	1600 w (EIA 426A)
Usable Frequency Range -6dB	40 Hz - 4 kHz
Sensitivity (1 w - 1 m)	97 dB
Moving Mass inc. Air Load	82.39
Minimum Impedance Zmin	7 Ω
Effective Piston Diameter	15.03" / 382 mm
Peak Displacement Volume of Cone Vd	0.3 litres
Magnet Weight	56 oz
Magnetic Gap Depth	0.39" / 10 mm
Flux Density	0.97 Tesla
Coil Winding Height	0.74" / 19 mm
Voice Coil Diameter	2.5" / 63.5 mm

THIELE SMALL PARAMETERS	
FS Hz	39 Hz
RE Ohms	6.2 Ω
Qms	8.3
Qes	0.62
Qts	0.57
Vas Ltr	210
Vd litres	0.393
CMS (mm/N)	0.202
BL T/m	14.21
Mms (grms)	82.39
Xmax (mm)	4.6
Sd (cm ²)	855.3
Efficiency %	1.98
Le (1kHz)	2.08 mH

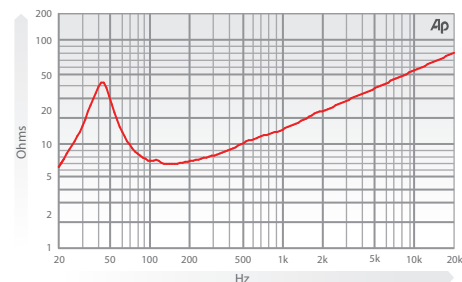
MATERIALS OF CONSTRUCTION	
Former Material	Glass Fibre
Voice Coil	Copper
Magnet Material	Ferrite
Chassis	Steel
Cone	Paper
Surround / Edge Termination	Polyvinyl Damped Dbl. Half Roll Linen
Dust Dome	Paper
Connectors	Solder Tag
Polarity	Positive Voltage at Red Terminal Causes Forward Motion of Cone

MOUNTING / SHIPPING INFORMATION	
Overall Diameter	15.00" / 381 mm
Flange Height	0.35" / 9 mm
Baffle Hole Diameter F/M	13.85" / 352 mm
Baffle Hole Diameter R/M	13.85" / 352 mm
Gasket Supplied	Front & Rear
Fixing Holes	8x 6.35 mm on 14.56" / 369.2 mm PCD
Depth	6.61" / 168 mm
Weight	12.34 lb / 5.6 kg
Recommended Enclosure Volume	2.11 - 4.41 cu ft / 60 - 125 litres
Shipping Weight	14.55 lb / 6.6 kg
Packing Carton Dimensions	220 x 420 x 420 mm

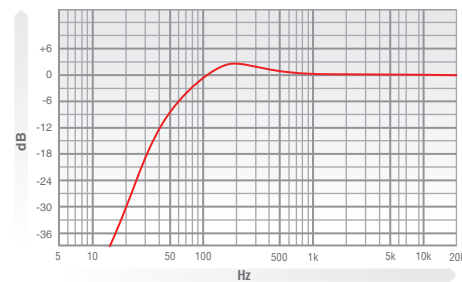
FREQUENCY RESPONSE DATA*



IMPEDANCE



PREDICTED BASS RESPONSE



* Half space response measured in a 975 litre sealed box ** Normalised bass response in 175 litre vented enclosure tuned to 35Hz • Please enquire about alternative impedances. • EIA 426A, power handling test. Pink noise bandpass filtered at 12 dB per octave. Driver mounted in free air, test signal applied at rated power for 8 hours. • Please note that the frequency response measurements are supplied for comparison only and are not a measure of the low frequency performance which may be achieved in a fully optimised system.