

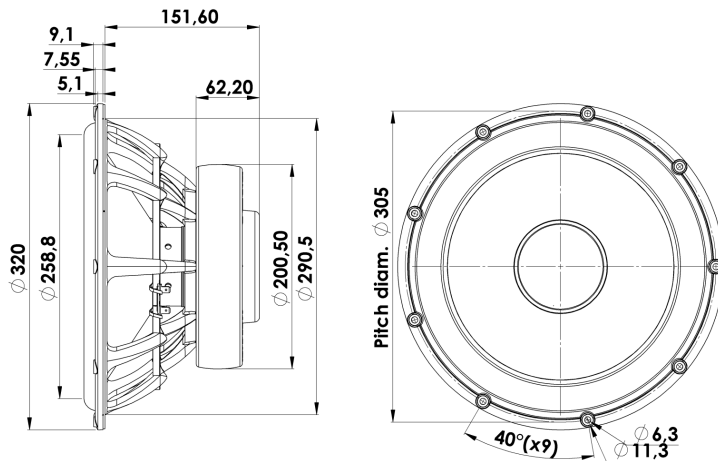


# REVELATOR

## WOOFER

## 32W/4878T01

The 32W/4878T01 is a powerful woofer designed by Scan-speak. Its large 3" voice coil and low resonance frequency is perfect to reproduce low to mid frequencies at with high efficiency. It features a brand new type of paper-sandwich cone with a special foam filling technology (patented) that gives the cone very high stiffness and relative low weight. The motor system has heavy-duty copper sleeves for optimizing eddy currents effect and minimized self-induction.



### KEY FEATURES:

- Paper sandwich cone with Patented foam filling
- Patented Symmetrical Drive motor
- Spider with balanced woven in tinsel leads
- Lin. excursion ( $\pm 7.0$  mm) with high efficiency
- 3" Voice coil, Titanium former and paper reinforced
- Stiff and strong die cast aluminium chassis

#### T-S Parameters

Resonance frequency [fs]	23 Hz
Mechanical Q factor [Qms]	6.0
Electrical Q factor [Qes]	0.30
Total Q factor [Qts]	0.28
Force factor [Bl]	13 Tm
Mechanical resistance [Rms]	2.7 kg/s
Moving mass [Mms]	112 g
Compliance [Cms]	0.43 mm/N
Effective diaph. diameter [D]	260 mm
Effective piston area [Sd]	531 cm <sup>2</sup>
Equivalent volume [Vas]	170 l
Sensitivity (2.83V/1m)	92 dB
Ratio Bl/ $\sqrt{Re}$	7.4 N/ $\sqrt{W}$
Ratio fs/Qts	82 Hz

#### Notes:

IEC specs. refer to IEC 60268-5 third edition.  
All Scan-Speak products are RoHS compliant.  
Data are subject to change without notice.  
Datasheet updated: April 5, 2013.

#### Electrical Data

Nominal impedance [Zn]	4 $\Omega$
Minimum impedance [Zmin]	- $\Omega$
Maximum impedance [Zo]	- $\Omega$
DC resistance [Re]	3.1 $\Omega$
Voice coil inductance [Le]	0.3 mH

#### Power Handling

100h RMS noise test (IEC 17.1)	350 W
Long-term max power (IEC 17.3)	700 W

#### Voice Coil & Magnet Data

Voice coil diameter	75 mm
Voice coil height	22 mm
Voice coil layers	2
Height of gap	8 mm
Linear excursion	$\pm 7$ mm
Max mech. excursion	$\pm 28$ mm
Unit weight	7.5 kg

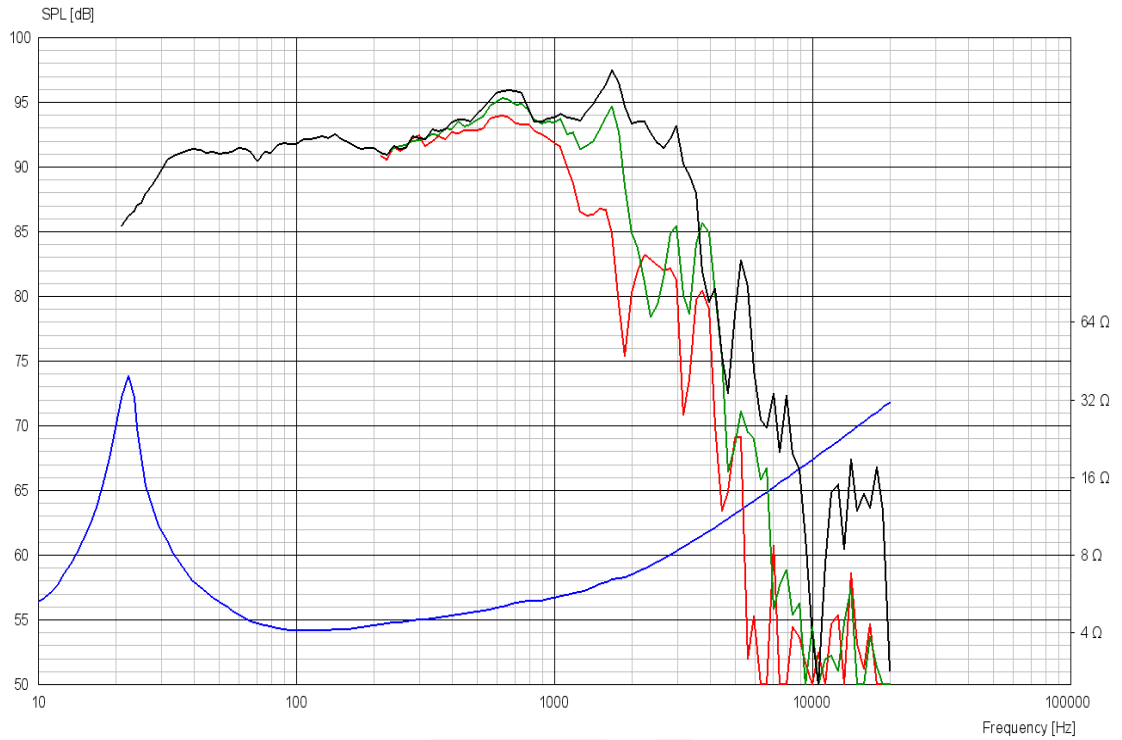




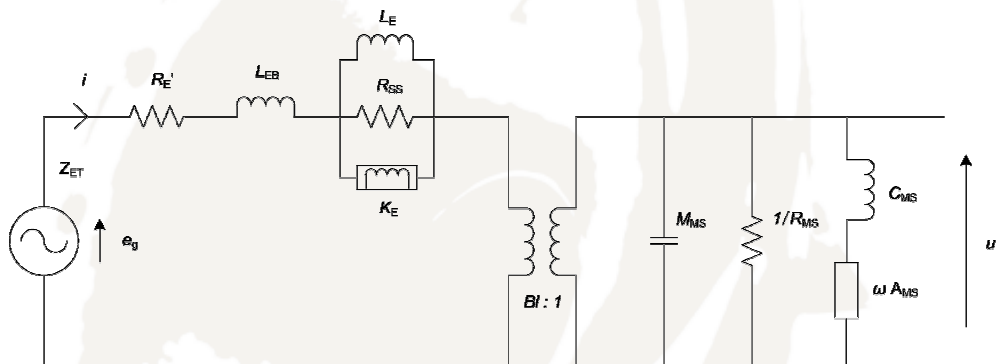
# REVELATOR

## WOOFER

## 32W/4878T01



### Advanced Parameters (Preliminary)



#### Electrical data

Resistance [Re']	- Ω
Free inductance [Leb]	- mH
Bound inductance [Le]	- mH
Semi-inductance [Ke]	- SH
Shunt resistance [Rss]	- Ω

#### Mechanical Data

Force Factor [BI]	- Tm
Moving mass [Mms]	- g
Compliance [Cms]	- mm/N
Mechanical resistance [Rms]	- kg/s
Admittance [Ams]	- mm/N