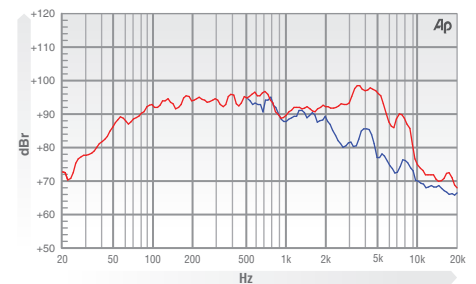




SOVEREIGN 8-125

Medium-power 8" driver ideal for use in pro-sound applications. Works well as a mid in small sealed boxes and as a mid/bass driver in vented boxes.

FREQUENCY RESPONSE DATA*



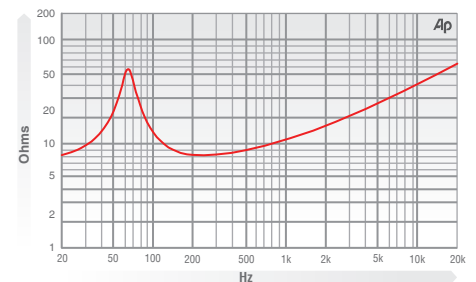
ELECTRO ACOUSTIC SPECIFICATIONS

Nominal Chassis Diameter	8"
Impedance	8 Ω
Power Handling	125 w (EIA 426A)
Peak Power (6dB Crest Factor)	500 w (EIA 426A)
Usable Frequency Range -6dB	60 Hz - 7 kHz
Sensitivity (1 w - 1 m)	94 dB
Moving Mass inc. Air Load	19
Minimum Impedance Zmin	7.6 Ω
Effective Piston Diameter	6.496" / 165 mm
Peak Displacement Volume of Cone Vd	0.073 litres
Magnet Weight	20 oz
Magnetic Gap Depth	0.23" / 6 mm
Flux Density	1.1 Tesla
Coil Winding Height	0.51" / 13 mm
Voice Coil Diameter	1.5" / 38.1 mm

THIELE SMALL PARAMETERS

FS Hz	65 Hz
RE Ohms	6.7 Ω
Qms	6.6
Qes	0.75
Qts	0.68
Vas Ltr	19.5
Vd litres	0.074
CMS (mm/N)	0.3
BL T/m	8.5
Mms (grms)	19
Xmax (mm)	3.45
Sd (cm ²)	213
Efficiency %	0.7
Le (1kHz)	1.276 mH

IMPEDANCE



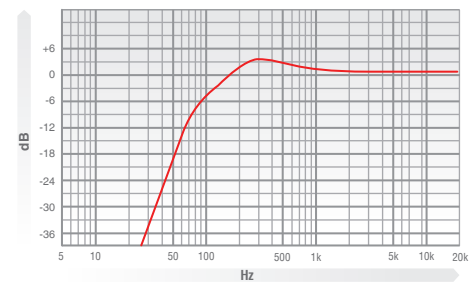
MATERIALS OF CONSTRUCTION

Former Material	Glass Fibre
Voice Coil	Copper
Magnet Material	Ferrite
Chassis	Steel
Cone	Paper
Surround / Edge Termination	Polyvinyl Damped Dbl. Half Roll Linen
Dust Dome	Paper
Connectors	Solder Tag
Polarity	Positive Voltage at Red Terminal Causes Forward Motion of Cone

MOUNTING / SHIPPING INFORMATION

Overall Diameter	8.18" / 208 mm
Flange Height	0.27" / 7 mm
Baffle Hole Diameter F/M	7.24" / 184 mm
Baffle Hole Diameter R/M	7.24" / 184 mm
Gasket Supplied	Front & Rear
Fixing Holes	8x 5.5 mm on 7.79" / 197.8 mm PCD
Depth	3.7" / 94 mm
Weight	3.85 lb / 1.75 kg
Recommended Enclosure Volume	0.35 - 0.88 cu ft / 10 - 25 litres
Shipping Weight	5.51 lb / 2.5 kg
Packing Carton Dimensions	130 x 240 x 240 mm

PREDICTED BASS RESPONSE



* Half space response measured in a 975 litre sealed box ** Normalised bass response in 20 litre vented enclosure tuned to 50Hz • Please enquire about alternative impedances. • EIA 426A, power handling test. Pink noise bandpass filtered at 12 dB per octave. Driver mounted in free air, test signal applied at rated power for 8 hours. • Please note that the frequency response measurements are supplied for comparison only and are not a measure of the low frequency performance which may be achieved in a fully optimised system.