

FC-154F01

BASS DRIVER



15" / 381 mm CHASSIS DIAMETER	800 W (A.E.S.) AES POWER HANDLING	40 Hz - 3 kHz FREQUENCY RESPONSE	3.0" / 76.2 mm CCAW- INSIDE/ OUTSIDE WINDINGS VOICE COIL	99 dB SENSITIVITY (1W/ 1m)	6.5 mm Xmax MAXIMUM LINEAR EXCURSION
---	---	--	---	--------------------------------------	---

- Versatile unit for 2 - way ported enclosures.
- Suitable for horn loaded bass applications.
- Suitable for bass reflex applications.
- Dynamic, smooth detailed bass reproduction.
- Inside outside CCAW windings.
- Waterproof cone.

The FC-154F01 is intended for use in two-way ported enclosures or as an high output bass driver in multi-way systems. The unit features a 4 inch 'sandwich' inside and outside windings voice coil driven by a non-inductive motor system which dramatically reduces third-harmonic and intermodulation distortion. The cone membrane is state of the art material that allows the driver to combine high sensitivity with the structural integrity required to produce undistorted frequencies at high output levels. The mechanical and electrical properties of the unit have been carefully optimised to allow extended low frequency output up to its rated power handling of 800 Watts (A.E.S) continuous, with peak power handling in excess of 3200 Watts. The driver exhibits an average sensitivity of 98 dB working band and is best used in ported enclosures of 45 to 125 Litres. The FC-154F01 can deliver bass down to 40 Hz (-3dB), 30 Hz (-6dB) in a tuned 125 Ltr ported enclosure.

ELECTRO ACOUSTIC SPECIFICATIONS

Nominal Chassis Diameter	15" / 381 mm
Impedance	8 Ohm
Power Handling	800 W (A.E.S.)
Peak Power (6dB Crest Factor)	3200 W (A.E.S.)
Usable Frequency Range -6dB	40 Hz - 3 kHz
Sensitivity (1 w - 1 m)	99 dB
Moving Mass inc. Air Load	10 grams
Minimum Impedance Zmin	7.3 Ω
Effective Piston Diameter	13.00" / 330.20 mm
Magnet Weight	120 oz
Magnetic Gap Depth	0.43" / 11.00 mm
Flux Density	1.1 Tesla
Coil Winding Height	0.75" / 19.05 mm
Voice Coil Diameter	3.0" / 76.2 mm

MOUNTING / SHIPPING INFORMATION

Overall Diameter	16" / 406.4 mm
Width Across Flats	15.25" / 387.35 mm
Flange Height	0.305" / 7.8 mm
Baffle Hole Diameter F/M	13.85" / 351.79 mm
Baffle Hole Diameter R/M	14" / 355.6 mm
Gasket Supplied	Front & Rear
Outer Fixing Holes	4x Ø 7.1 mm on 393.7 mm PCD
Inner Fixing Holes	8x Ø 7.1 mm on 370 mm PCD
Depth	6.50" / 165.10 mm
Weight	22.48 lb / 10.20 kg
Recommended Enclosure Volume	75 - 125 Litres
Shipping Weight	25.50 lb / 11.57 kg
Packing Carton Dimensions	(W) 440 (D) 440 (H) 220 mm

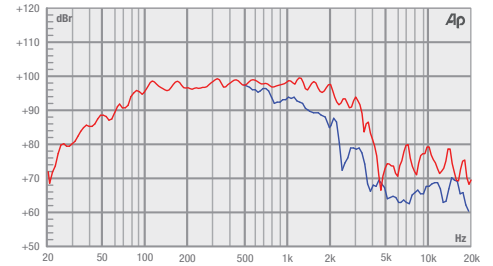
THIELE SMALL PARAMETERS

FS Hz	41 Hz
RE Ohms	5.4 Ω
Qms	6.850
Qes	0.300
Qts	0.290
Vas Ltr	151.00 Litres
Vd Litres	0.560 Litres
CMS (mm/N)	0.142 mm/N
BL T/m	22.5 T/m
Mms (grms)	106 grams
Xmax (mm)	6.5 mm
Sd (cm²)	866 cm²
Efficiency %	3.340%
Le (1k Hz)	2.15 mH
EBP	136.67 Hz

MATERIALS OF CONSTRUCTION

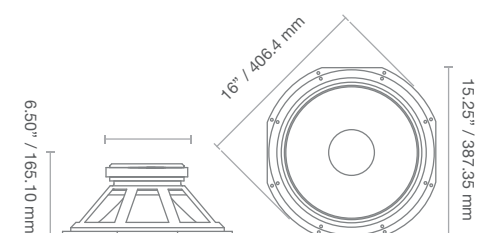
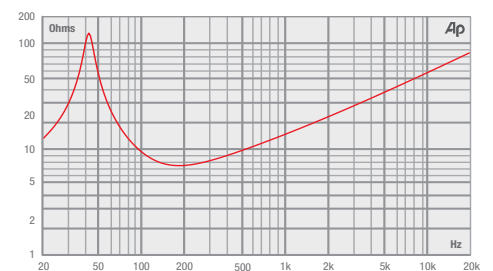
Former Material	Glass Fibre
Voice Coil	CCAW- Inside/ Outside Windings
Magnet Material	Ferrite
Chassis	Die-cast Aluminium
Cone	Curvilinear Polycellulose
Surround / Edge Termination	Polyvinyl Damped Half Roll Linen
Dust Dome	Paper
Connectors	Push-button Spring Terminals
Polarity	Positive voltage at red terminal causes forward motion of cone

FREQUENCY RESPONSE DATA†



† Half space response measured in a 975 Litre sealed box.

IMPEDANCE



* Please enquire about alternative impedances.

* A.E.S. power handling test. Pink noise bandpass filtered at 12 dB per octave with cutoff frequencies of 45 Hz and 450 Hz. Driver mounted in free air, test signal applied at rated power for two hours.

* Please note that the frequency response measurements are supplied for comparison only and are not a measure of the low frequency performance which may be achieved in a fully optimised system.