

PRELIMINARY SPECIFICATIONS

FC-185ND01

SUB BASS DRIVER



18" / 457.2 mm
CHASSIS DIAMETER

1200 W (A.E.S.)
AES POWER HANDLING

30 Hz - 2 kHz
FREQUENCY RESPONSE

5.0" / 127 mm
COPPER VOICE COIL

98.5 dB
SENSITIVITY (1W/ 1m)

12 mm Xmax
MAXIMUM LINEAR EXCURSION

- Lightweight neodymium motor system.
- Aluminium core heat sink for reduce power compression.
- Peak to Peak maximum excursion of 52mm.
- New 18-inch optimised, cast aluminium chassis design.
- Long driver excursion.
- High BL factor for controlled, fast, accurate low frequencies.
- Double spaced suspension system for increased linearity at high excursion.
- Suitable for bass reflex or horn loaded designs.

The FC-185ND01 is an efficient high power handling driver specially designed to provide powerful and accurate bass with low distortion and low power compression. The driver exhibits smooth tonal character combined with an ultra fast response time. The FC-185ND01 utilises an optimised fibre loaded cone assembly controlled by a fully optimised multi roll surround. The units spaced dual suspension configuration ensures excellent control during large excursions. A fully optimised motor structure built around a unique aluminum core ensures maximum flux yield from compact design and generates the minimum amount of flux modulation. The cast chassis base venting and large motor venting ensures efficient ventilation of the unit to keep power compression to a minimum.

ELECTRO ACOUSTIC SPECIFICATIONS

Nominal Chassis Diameter	18" / 457.2 mm
Impedance	8 Ohm
Power Handling	1200 W (A.E.S.)
Peak Power (6dB Crest Factor)	4800 W (A.E.S.)
Usable Frequency Range -6dB	30 Hz - 2 kHz
Sensitivity (1 w - 1 m)	98.5 dB
Moving Mass inc. Air Load	220 grams
Minimum Impedance Zmin	6.5 Ω
Effective Piston Diameter	15.68" / 398.27 mm
Magnetic Gap Depth	0.47" / 12.00 mm
Flux Density	1.2 Tesla
Coil Winding Height	1.10" / 28.00 mm
Voice Coil Diameter	5.0" / 127 mm

THIELE SMALL PARAMETERS

FS Hz	33 Hz
RE Ohms	5.6 Ω
Qms	17.700
Qes	0.300
Qts	0.295
Vas Ltr	203.00 Litres
Vd Litres	1.350 Litres
CMS (mm/N)	0.106 mm/N
BL T/m	29.4 T/m
Mms (grms)	220 grams
Xmax (mm)	12 mm
Sd (cm²)	1164 cm²
Efficiency %	2.4%
Le (1k Hz)	2.76 mH
EBP	110.00 Hz

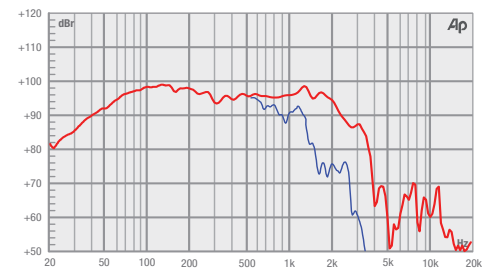
MOUNTING / SHIPPING INFORMATION

Overall Diameter	19.1" / 485 mm
Width Across Flats	18" / 457 mm
Flange Height	0.465" / 11.8 mm
Baffle Hole Diameter F/M	16.53" / 419.86 mm
Baffle Hole Diameter R/M	16.33" / 414.78 mm
Gasket Supplied	Front
Outer Fixing Holes	8x Ø 0.275" on 18.425" PCD / 8x Ø 7 mm on 468 mm PCD
Inner Fixing Holes	8x Ø 0.275" on 17.25" PCD / 8x Ø 7 mm on 438.15 mm PCD
Depth	8.01" / 203.55 mm
Weight	25.35 lb / 11.5 Kg
Recommended Enclosure Volume	60 - 230 Litres
Shipping Weight	25.50 lb / 11.57 kg
Packing Carton Dimensions	(W) 485 (D) 485 (H) 230 mm

MATERIALS OF CONSTRUCTION

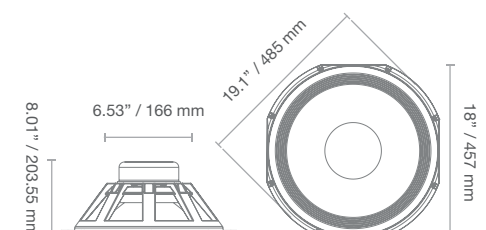
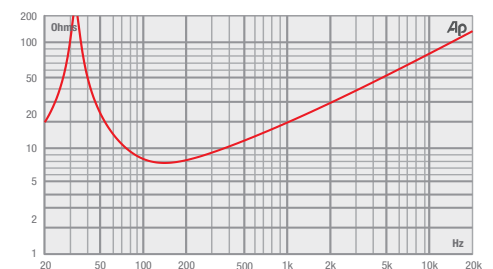
Former Material	Glass Fibre
Voice Coil	Copper
Magnet Material	Neodymium
Chassis	Die-cast Aluminium
Cone	Paper
Surround / Edge Termination	Polyvinyl Damped Multi Roll. Poly Cotton
Dust Dome	Paper
Connectors	Push-button Spring Terminals
Polarity	Positive voltage at red terminal causes forward motion of cone

FREQUENCY RESPONSE DATA†



† Half space response measured in a 975 Litre sealed box.

IMPEDANCE



* Please enquire about alternative impedances.

* A.E.S. power handling test. Pink noise bandpass filtered at 12 dB per octave with cutoff frequencies of 35 Hz and 350 Hz. Driver mounted in free air, test signal applied at rated power for two hours.

* Please note that the frequency response measurements are supplied for comparison only and are not a measure of the low frequency performance which may be achieved in a fully optimised system.