



MULTI-ROOM WI-FI AUDIO ADAPTER WITH IR REMOTE AND OPTICAL OUTPUT

Model: WFA28
Quick Start Guide



Warranty Information

Dayton Audio products are warranted free from defects in material and workmanship for **5 years** from date of purchase (see exceptions below). In the rare case of a product failure, please contact your place of purchase or call our Customer Support Department at (937) 743-8248.

Warranty Limitations

There are no other warranties, either express or implied, that extend the foregoing, and there are no warranties of merchantability or fitness for any particular purpose. Dayton Audio is not responsible for any consequential or inconsequential damage to any other unit or component or the cost for installation or extraction of any component of the audio system, or for the improper use of products. This includes but is not limited to burnt voice coils, overheating, bent frames, holes in the cone, or broken lead wires. Warranty does not apply to misuse, abuse, neglect, accident, improper use, etc. Dayton Audio reserves the right to repair or replace the products with either a new or factory refurbished unit.

Exception: Dayton Audio HDMI Cables -- No registration, no questions asked LIFETIME warranty. Replacement of Dayton Audio HDMI cables is with equal or better quality HDMI cables. Unassembled Kits - A 45-day return policy applies to unassembled kits. Once assembly has been started or completed, kits are deemed used and are nonreturnable for refund/exchange. This does not limit the manufacturers' warranty policies on any kit component.

This warranty gives you specific legal rights and you may also have other rights that vary from state to state.

Non-Warranty Service: If non-warranty service is required, the product may be sent to the Company for repair/replacement, transportation prepaid, by calling (937) 743-8248 for details, complete instructions, and service fee charges.



daytonaudio.com
tel + 937.743.8248
info@daytonaudio.com

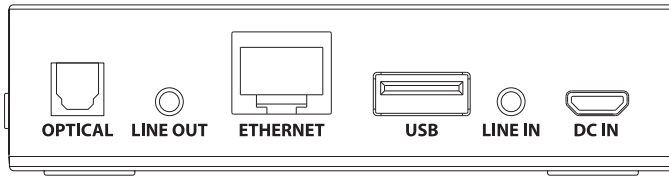
705 Pleasant Valley Dr.
Springboro, OH 45066
USA



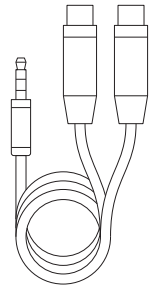
1. Unboxing

Contents:

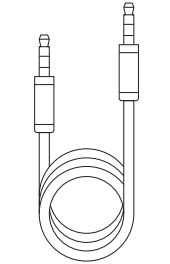
- Wi-Fi Audio Adapter
- 5V USB Power Adapter
- USB to Micro USB Cable
- 3.5mm Male to RCA Cable
- 3.5mm to Male to Male Cable
- Quick Start Guide
- Hi-Fly App Guide
- Screws
- Mounting Pad
- IR Remote



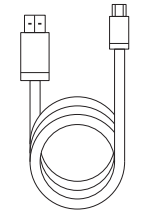
Wi-Fi Audio Adapter



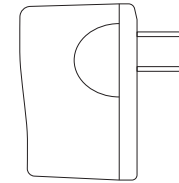
3.5 mm to Male to RCA Cable



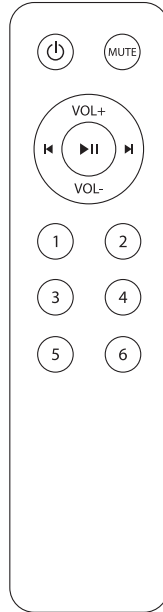
3.5 mm to Male to Male Cable



USB to Micro USB Cable

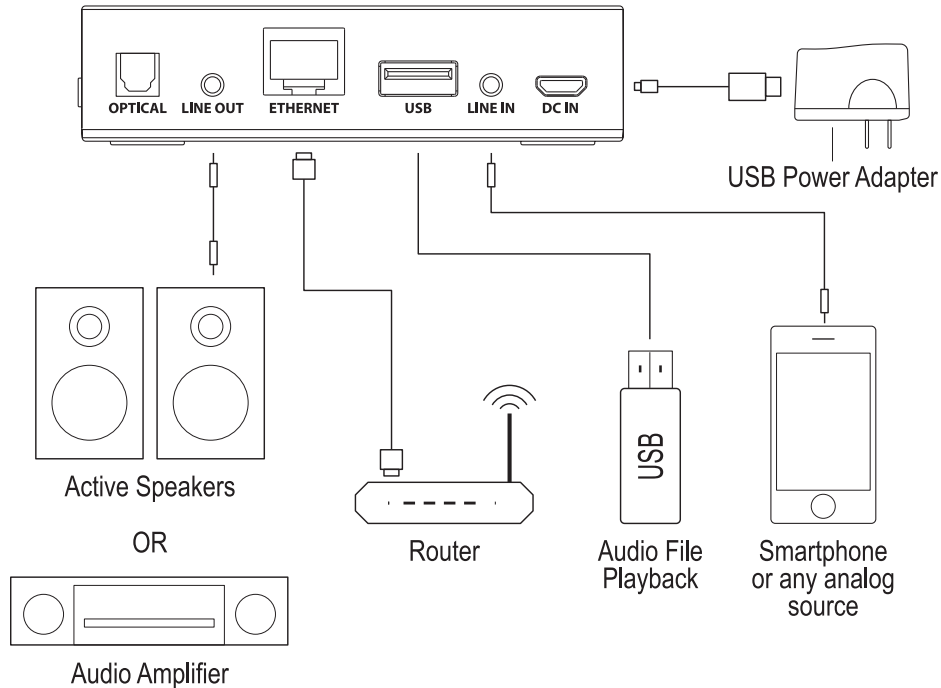


5V USB Power Adapter



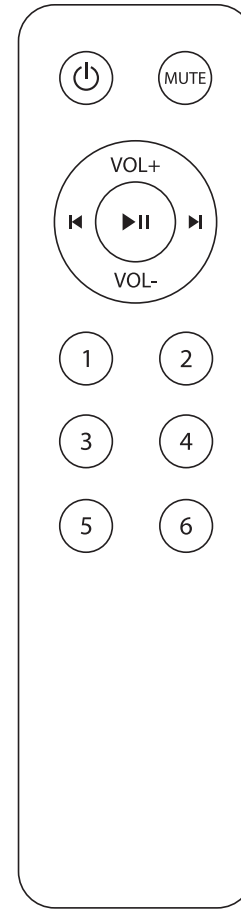
IR Remote

2. Connections



(2)

3. IR Remote



- ON/OFF**
- Mute**
- Play/Pause**
- Next/Forward**
- Previous/Back**
- Volume Up**
- Volume Down**

Preset buttons 1-6 (Wi-Fi Mode)
Save stations or play lists as presets.
Use the remote to access saved presets.

4. Setup

Use the App Store (iOS devices) or Google Play (Android devices) to download and install the Hi-Fly app (Wi-Fi and internet access required).

Open the App and follow the on-screen guide to set up your Wi-Fi audio network.

Note: If you use the Ethernet connection, no network setup is required. Just open the app and the device is ready for use!

*For additional information, see the Hi-Fly Audio App Guide and Product Manuals online at daytonaudio.com.

(3)