



DUAL 4-1/2" 2-WAY CENTER CHANNEL SPEAKER WITH AMT TWEETER

Model: C452-AIR User Manual



Congratulations on your purchase of the Dayton Audio® C452-AIR speaker. This compact center channel speaker is designed to complement other Dayton Audio speakers in a multichannel home theater system and uses a groundbreaking Air Motion Transformer (AMT) tweeter technology to reproduce clear, natural high frequency sound that rivals many more expensive speakers. Please read on to discover how to get the most from your new center channel speaker.

1 Parts Inventory

The C452-AIR speaker package includes the following items:

- 1 Dayton Audio C452-AIR speaker
- 1 speaker cable, 2-conductor red/black

2 Installation Tools

No tools are required for installation of the C452-AIR speakers. Additional tools and hardware may be required for wall mounting.

3 Speaker Placement

The purpose of a center channel loudspeaker is to provide clear, intelligible audio that is localized to the screen. The ideal location for your C452-AIR center channel speaker is centered above or below your TV or projection screen. The C452-AIR speaker features dual wall hangers on the rear of the enclosure to facilitate safe and level on-wall mounting using drywall screws, and soft non-marking rubber feet to allow vibration-free shelf placement.

CAUTION: The C452-AIR center channel speaker is compact in size, but substantial in weight. When wall-mounting or shelf-mounting the C452-AIR speaker, be sure that the shelf or wall hangers are anchored to the structure of the building via a stud or drywall insert, to prevent falling of the loudspeakers and potential injury.

4 Speaker Connection

Use the supplied speaker wire or other good quality wire for the connection between your Dayton Audio loudspeakers and the amplifier. For longer runs, heavier wire should be used. For proper performance in a home theater surround sound environment, all speakers in the surround sound system must be connected correctly. To ensure proper polarity, connect the red speaker terminals to the red amplifier terminals and the black speaker terminals to the black amplifier terminals. All 2-conductor wire is marked in some way to help you do this. One side will be marked with a colored stripe, a raised rib, or a different colored conductor. Use the marked side for the “red” connections.

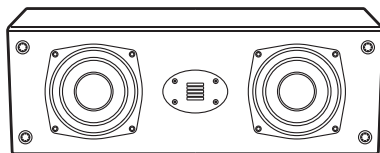
5 Caring For Your Speakers

Clean your speakers by wiping with a damp, lint-free cloth. The finish of your speakers can be maintained and enhanced by periodic use of a surface protection such as “ArmorAll”. The grills may be vacuumed or gently tapped or brushed to remove dust and debris.

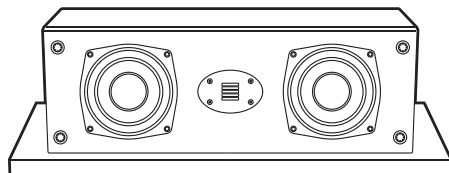
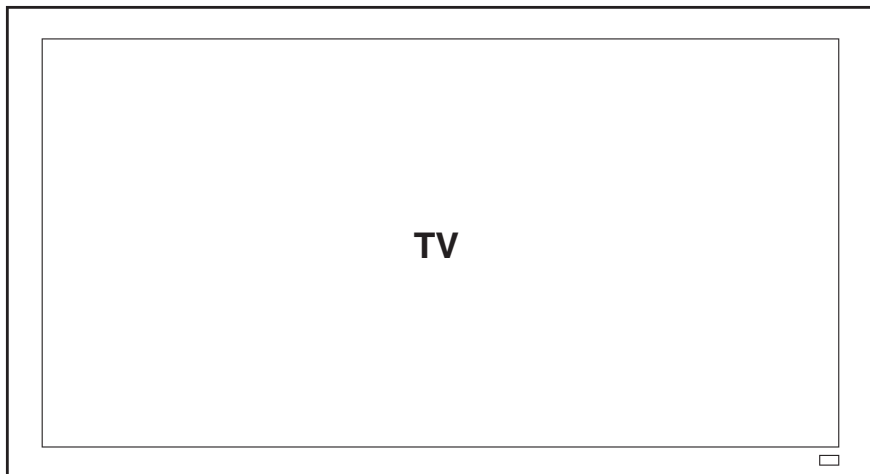
POWER RATING NOTE: Almost any speaker can be used successfully with almost any amplifier. Conversely, almost any speaker can be damaged by almost any amplifier—despite either unit’s power rating. The published power rating is accurate only if the volume level is never set above the point of audible distortion. Distortion is an indication that the amplifier or loudspeaker is operating beyond its design limits, and damage may occur – often within seconds. If you hear distortion, immediately reduce the volume. The C452-AIR is designed to be used with stereo equipment rated from 5 to 60 watts and from 4 to 8 ohms.

Dayton Audio loudspeakers are designed to reproduce music and speech in a home environment at moderate volume levels. When used within their limits, Dayton Audio loudspeakers will provide many years of trouble free performance.

Typical Installation



Wall Mounted



Shelf Mounted

SPECIFICATIONS:

- Model Number:** C452-AIR
Description: 2-Way Center Channel Speaker
Woofers: Dual 4-1/2" polypropylene cone with 4-layer coil
Tweeter: Mini AMT type with pleated Kapton diaphragm
Finish: Black ebony pica vinyl on MDF
Power Handling: 60W RMS/120W max
Impedance: 6 ohms
Response: 85 Hz to 20,000 Hz
Sensitivity: 86 dB 1W/1m
Crossover: First order high-pass
Terminals: Quick-connect spring-loaded terminals
Other: Keyhole mounting bracket
Dimensions: H x W x D: 5.5" x 15.75" x 5.7" Depth includes grill*

* Grill is removable, acoustically-transparent cloth

WARRANTY COVERAGE

Dayton Audio products are warranted to be free of all defects in material and workmanship for 5 YEARS from the date of purchase from an authorized Dayton Audio dealer. This warranty and all rights provided are limited to the original owner and are non-transferable. Dayton Audio's responsibility is limited to replacement or repair as set forth in this warranty statement.

Should a product require warranty service during this period, Dayton Audio will repair or replace without charge, any part or product proving defective in material or workmanship. All warranty repairs and service must be performed by an authorized Dayton Audio technician or service facility. The use of non-authorized repair services renders this warranty null and void, and any charges relating to non-authorized repair are the responsibility of the product owner.

All expenses related to replacing or repairing a defective part or product under this warranty shall be assumed by Dayton Audio. Dayton Audio reserves the right to replace defective product with a new or factory reconditioned unit.

WARRANTY EXCLUSIONS

1. This warranty does not cover product failure or damage resulting from misuse, abuse, neglect, accidents, alterations, standard environmental deterioration, natural disasters, or improper use and/or installation.
2. This warranty does not cover cosmetic damage due to misuse or neglect. This includes paint damage, scratches, cracks or other superficial marks related to improper use.
3. Failures arising from attempted servicing of a non-authorized Dayton Audio repair facility or technician are excluded from this warranty.

LIMITATION OF DAMAGES

In no event shall Dayton Audio be liable for consequential damages for breach of this warranty including installation charges, excessive shipping expenses, property loss or other incidental loss. Some States do not allow the exclusion or limitation of incidental or consequential damages, so the above limitation or exclusion may not apply to the buyer.

HOW TO OBTAIN WARRANTY SERVICE

To obtain services under this warranty, the buyer shall contact Dayton Audio's authorized service provider, Parts Express, at 1-800-338-0531 x 780 to obtain a return authorization number (RA#).

The buyer must carefully pack the warranted product along with a copy of the original purchase receipt, the return authorization number (RA#), and a description to the repair facility listed below. Shipping for warranty service is dependent upon the return policy where the Dayton Audio product was purchased.

Parts Express
Attn: Dayton Audio Warranty Repairs RA# (please write your RA# here)
705 Pleasant Valley Drive
Springboro, Ohio 45066

NOTICE TO BUYER

This warranty gives you specific legal rights, and you may also have other rights which vary from state to state.

WARNING: This product may contain a chemical or chemical[s] known to the State of California to cause cancer or birth defects or other reproductive harm.



daytonaudio.com
tel + 937.743.8248
info@daytonaudio.com

705 Pleasant Valley Dr.
Springboro, OH 45066
USA

